



# DURATHERM

Insulated Panels

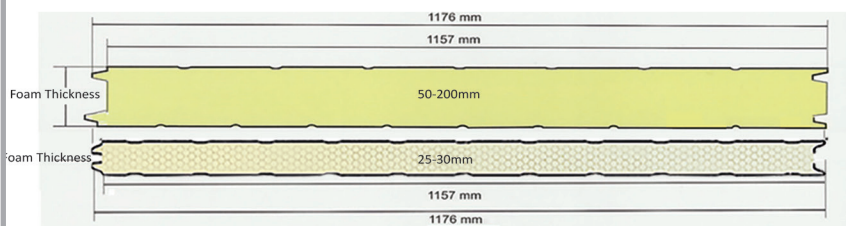
Used for controlled temperature rooms.

## INSULATED STANDARD PANEL

<b>INSULATION THICKNESS</b>	25, 30, 50, 75, 100, 125, 150, and 200mm
<b>EFFECTIVE COVERAGE</b>	1157mm
<b>SHEATHING</b>	Prepainted Metallic Coated Steel Thickness: 0.50 to 0.60mm
<b>UNDERSHEATHING</b>	Prepainted Metallic Coated Steel Thickness: 0.50 to 0.60mm Aluminized PVC, Kraft Paper, Stainless Aluminum Cement Boards, available upon request
<b>PANEL LENGTH</b>	12 Meters Max
<b>DENSITY</b>	PIR/PUR = 40-45 kg/m <sup>3</sup>
<b>THERMAL CONDUCTIVITY</b>	0.023 W/m-K (+/- 0.003)
<b>COLORS OF PREPAINED Metallic Coated Steel</b>	UGC White, Beige (other colors available upon request) *PU White - Food Grade

FOAM THICKNESS (mm)	APPLICATION TEMPERATURE (°C)	THERMAL RESISTANCE, R m <sup>2</sup> -K/w	THERMAL CONDUCTANCE, C w-m <sup>2</sup> -K
25	Ambient	1.09	0.92
30	Ambient	1.30	0.77
50	(+) 10	2.17	0.46
75	(+) 10 - (-) 10	3.26	0.31
100	(+) 10 - (-) 20	4.35	0.23
125	(+) 10 - (-) 30	5.43	0.18
150	(+) 10 - (-) 40	6.52	0.15
200		8.70	0.19

## PU PANEL CONNECTION



Outer Skin / Sheathing



PU Foam Insulation



Inner Skin / Sheathing



## INSTALLATION GUIDELINES

### Installation of Wall Panel

1. Place the panels in their respective installation positions and check alignment.
2. Apply sealant inside tongue and groove portion before connecting panels, as well as along the edge of the base angle. Joint must be clean and dry before applying sealant. Remove excess after application.

### Wall to Ceiling Connection

1. Install ceiling panel corresponding to the wall panel. Cut the top portion of the wall panels and insert the ceiling panels. Put filler in gaps between wall and ceiling.
2. Align and install outside and inside molding and fasten using blind rivets to the wall and ceiling
3. Apply sealant along the edge of the molding.

### Installation of Ceiling Panel

1. Install the Ceiling Support. Install Cable Wire with Turnbuckle. Check if the Ceiling Support wires can be attached without any obstruction and the structure can support the panel weight.
2. Install the Ceiling Panels
3. Connect Mushroom Bolt to Turnbuckle



## INSULATED ROOFING PANEL

<b>INSULATION THICKNESS</b>	15, 25, 35, 50mm
<b>EFFECTIVE COVERAGE</b>	1000mm
<b>SHEATHING</b>	Prepainted Metallic Coated Steel Thickness: 0.40 to 0.60mm
<b>UNDERSHEATHING</b>	Prepainted Metallic Coated Thickness: 0.30 to 0.60mm Aluminized PVC


**PANEL LENGTH** Transportable Length depends on location

**DENSITY** PIR/PUR = 32-36 kg/m<sup>3</sup>

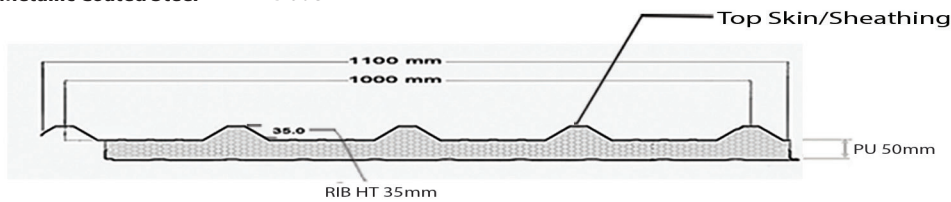
**COLORS OF PREPAINTED Metallic Coated Steel** Red, Blue, Brown, White, Beige & Green (other colors available upon request) \*PU White - Food Grade

FOAM THICKNESS (mm)	APPLICATION TEMPERATURE (°C)	THERMAL RESISTANCE, R m <sup>2</sup> -K/w	THERMAL CONDUCTANCE, C w-m <sup>2</sup> -K
15	Ambient	0.65	1.53
25	Ambient	1.09	0.92
35	(+) 20	1.52	0.66
50	(+) 10	2.17	0.46


## ROOFING CONNECTION



- PVC ALUMINIZED
- PPGI SHEET


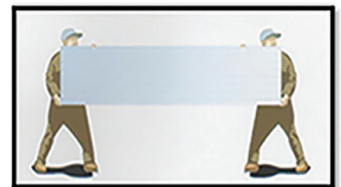


For roofing panel installation guidelines, refer to regular roofing installation procedure.



## HANDLING AND STORAGE GUIDELINES

1. No more than two wooden pallets should be stacked on top of each other when unloading Duratherm panels. A load distribution apparatus should be used for long panels and care should be taken for lifters not to smash the sides of the panels.
2. When being moved, the panels must be carefully carried at both ends to avoid bending.
3. The protective film placed on the panels should be removed within 30 days upon delivery. Long term storage of the panels with protective film may damage the coating.
4. The panels should be kept away from dust, surface, grime, and direct sunlight. Exposure to the sun will cause foam discoloration. These should be stored on flat, clean, hard, and preferably in enclosed places at jobsite. Water must not be allowed to condense or enter between the panels since it can cause corrosion. If space is limited, cover the pile with rubberized canvass or tarp.
5. If an enclosed storage space or cover is unavailable, stacked panels (that are bundled/strapped with restraints) should be laid in a sloping position so that rainwater would not accumulate. Storing the panels this way should be limited to a maximum of 4 weeks.
6. Stack the panels according to profile and length. The longest panels must be placed at the bottom of the stack, with shorter panels as you move up the stack. Panels with groove must be piled with groove sides facing each other. Standard panels must be piled with inner side facing upward.
7. Always label your panels.



## DURATHERM INSULATED PANEL ACCESSORIES



Blind Rivets  
Aluminum 5-32  
(one half)



Cable Wire - M10



Cable Wire Rope  
Clamp - M10



Mastic Sealant



Swing Door  
Double Leaf



Tox with Screw M8



Mushroom Bolt  
M10, 8in & 10in



PE Plastic Vapor  
Barrier,  
0.0001524mm thk



Silicone Sealant,  
White 300ml



Sliding Door 1



Sliding Door




Spray Foam,  
750ml



Turnbuckle M10,  
Hook and Eye

## AVAILABLE COLORS



### NORTH LUZON

**LA UNION ROLLFORMING PLANT**  
Poro Pt., San Fernando City, La Union  
☎ (072) 242-0331/32  
☎ +63 923-829-0058

**BENGUET SALES OFFICE**  
Palmaville, Puguis, La Trinidad, Benguet  
☎ (074) 665-8685  
☎ +63 922-479-9325

**BANTAY SALES OFFICE**  
Brgy., Puspup, Bantay, Ilocos Sur  
☎ (077) 604-2994  
☎ +63 917-137-9208

**SAN NICOLAS SALES OFFICE**  
Brgy. 12, San Cayetano, San Nicolas, Ilocos Norte  
☎ (077) 770-3773  
☎ +63 922-411-4141

**PANGASINAN SALES OFFICE**  
Brgy. Nalsian, Calasiao, Pangasinan  
☎ (075) 523-9799,  
(075) 517-3970  
☎ +63 938-148-4725

**VILLASIS SALES OFFICE**  
Brgy. Bacag, Villasis, Pangasinan  
☎ (075) 524-7233  
☎ +63 968-852-8412  
☎ +63 921-984-4268

### CENTRAL LUZON

**PAMPANGA ROLLFORMING PLANT**  
McArthur Highway, Brgy. Baliti, City of San Fernando, Pampanga 2000  
☎ (045) 455-2490 or  
(045) 455-5139  
☎ +63 923-178-8030

**NUUEVA ECIIJA SALES OFFICE**  
Piazza Veintidos Building, Brgy. San Miguel Na Munti, Talavera, Nueva Ecija  
☎ +63 965-738-5230

### NATIONAL CAPITAL REGION

**MAKATI OFFICE**  
3/F 39 Plaza Drive, PHINMA Plaza, Rockwell Center, Makati City  
☎ (02) 8870-0548,  
(02) 8870-0368

**CAINTA ROLLFORMING**  
Warehouse 1B, Mercedes Business Park, Brgy. San Andres, Cainta, Rizal  
☎ +63 905-514-7156

### SOUTH LUZON

**MAIN PLANT AND HEAD OFFICE**  
Chipeco Avenue Extension, Brgy. Real, Calamba City, Laguna  
☎ (02) 8520-8822 to 23  
☎ Globe +63 917-503-3965,  
Smart +63 919-003-2303

**QUEZON WAREHOUSE**  
Purok Ilang Ilang II, Brgy. Silangan Mayao, Lucena City  
☎ +63 923-839-8073

**BACOLOD ROLLFORMING PLANT**  
Lki. 3 Bldg., Lacson Ext. St., Brgy. Singang-Airport, Bacolod City  
☎ (034) 474-2673  
☎ +63 950-750-9615

### CENTRAL & EASTERN VISAYAS

**CEBU ROLLFORMING PLANT**  
Pagutlan, Tayud, Consolacion, Cebu  
☎ (032) 260-4429,  
(032) 260-4432  
☎ +63 965-488-8541

**BATANGAS ROLLFORMING PLANT**  
Brgy. Soro-Soro, Karsada, Batangas City  
☎ +63 922-366-1749

**BICOL ROLLFORMING PLANT**  
Princeton Warehouse, San Jose, Pili, Camarines Sur  
☎ +63 951-108-0313

**ILOILO ROLLFORMING PLANT**  
Circumferential Road, Brgy. Tacas, Jaro, Iloilo City  
☎ (033) 323-4500  
☎ +63 942-951-2521

**TACLOBAN ROLLFORMING PLANT**  
Brgy. 82, National Highway, Marasbasas, Tacloban City  
☎ (053) 832-4247  
☎ +63 905-129-7439  
☎ +63 998-347-1234

### NORTHWESTERN MINDANAO

**CAGAYAN DE ORO ROLLFORMING PLANT**  
Cor. Malasag Road Zone 9, Cugman, Cagayan De Oro City  
☎ (088) 855-1563,  
(088) 855-1684  
☎ +63 906-875-5883

**ZAMBOANGA ROLLFORMING PLANT**  
LB Compound, Veterans Ave., Sta. Maria, Zamboanga City  
☎ (062) 992-7957/7959  
☎ +63 997-955-4339

### SOUTH MINDANAO

**DAVAO ROLLFORMING PLANT**  
Bo. Ilang, Davao City  
☎ (082) 238-0592,  
(082) 238-0593  
☎ +63 922-655-6765

**GENERAL SANTOS SALES OFFICE**  
Km 3 Bty Compound, National Highway, Brgy. Apopong, General Santos City  
☎ +63 963-124-5496  
☎ +63 927-442-8128

**OZAMIS SALES OFFICE**  
Rizal Ave., Lam-an, Ozamis City  
☎ +63 917-777-0898  
☎ +63 907-282-8747

**BUTUAN ROLLFORMING PLANT**  
Butuan Premier Warehouse, Km. 3 Baan, Butuan City  
☎ (085) 815-5692  
☎ +63 925-731-2906,  
☎ +63 977-841-4841



**MAIN PLANT AND HEAD OFFICE:**  
Chipeco Ave.Ext.,Brgy.Real, Calamba City, Laguna  
Tel.Nos.: (02) 8520-8822 (Manila Line) Local 1201, 1008