



MINIRIB


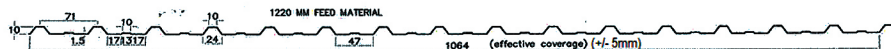
Used for Cladding, Ceilings, Eaves & Wall.

PRODUCT INFO

SUBSTRATES	Hot-dip Metallic Coated Steel - Hot-dip Zinc-Coated Steel - Hot-dip 55% Aluminum-Zinc Alloy Coated Steel	PAINT COATING SYSTEM	Oven baked Oil free Polyester topcoat over a corrosion-resistant Primer with Oil free Polyester backing coat PVDF, SMP, available upon request
NOMINAL THICKNESS	0.30 mm to 0.60 mm	PAINT COATING THICKNESS	Topcoat : 12 – 15 microns Backing Coat : 4–8 microns
FEED WIDTH	915 mm and 1220 mm	AVAILABLE COLORS	Red, Green, Brown, Beige, Blue, White Charcoal Gray, Teracotta Orange, Fire Red
EFFECTIVE COVERAGE	780 mm and 1064 mm (+/- 5mm)	LENGTH	Customized length available with terms and conditions
RIB HEIGHT	10 mm		Other Colors available with terms and conditions applied

** Inverted Minirib Profile Available

PRODUCT SPECIFICATIONS

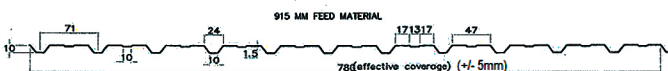
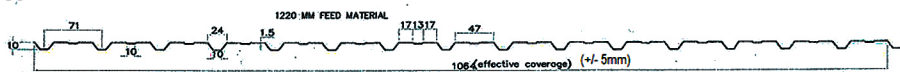


ALL DIMENSION ARE MILLIMETER

STANDARD MINIRIB PROFILE

APPLICATION: CEILING AND WALLING

TEKSCREW IF NO INSULATION = 12 X 35



ALL DIMENSION ARE MILLIMETER

INVERTED MINIRIB PROFILE

HANDLING, STORAGE AND INSTALLATION GUIDELINES

1. Lift and bring down panels at its horizontal sides. Lifting may require two to three persons for longer panels.
2. Panels should be stored in dry, shaded and good ventilated area. Avoid contact with wet lumber, soil or chemical contamination. Provide cover if not for immediate use.
3. When panels become wet during storage, separate without delay, remove surface moisture with clean cloth and stack so air can circulate and complete the drying process.
4. Panels should be piled over a pallet 10 cm from ground level and an inclination of 10° minimum.
5. Roof structures and frames must be properly anchored.
6. The spacing of the purlins must conform to the module distance required for the profile. Ensure that all purlins are in one planes and levelled.
7. Adjust purlins at the gutter eaves line by considering the thickness of the fascia board to be used.
8. Gutters must be installed first prior to the installation of roof panels.
9. always align the panels before anchoring to the purlins. For te proper alignment of panels, make sure that the first panel to be laid out properly aligned with the gutter line. Run a string from the edge of the first panel laid out across the last panel to be installed, align and fasten all the rest of the panels using the string line reference.
10. During installation, use rubber soled shoes and always step on or near the purlins to minimize indentations and prevent leakage due to it.
11. Always clean-off debris such as fasteners, rivets, metal filings, metal cuttings and other metallic pieces every each day of installation.
12. Minimize use of touch-up paint.

NORTH LUZON

LA UNION ROLLFORMING PLANT

Poros Pt., San Fernando City, La Union

(072) 242-0331/32

+63 923-829-0058

BENGUET SALES OFFICE

Palmaville, Puguais, LaTrinidad, Benguet

(074) 665-8685

+63 906-568-5301

BANTAY SALES OFFICE

Brgy., Puspup, Bantay, Ilocos Sur

(077) 604-2994

+63 923-286-0245

SAN NICOLAS SALES OFFICE

Brgy. 12, San Cayetano, San Nicolas, Ilocos Norte

(077) 770-3773

+63 922-411-4141

PANGASINAN SALES OFFICE

Brgy. Nalsian, Calasiao, Pangasinan

(075) 523-9799, (075) 517-3970

+63 921-984-4268

VILLASIAS SALES OFFICE

Brgy. Bacag, Villasias, Pangasinan

(075) 524-7233

+63 968-852-8412

CENTRAL LUZON

PAMPANGA ROLLFORMING PLANT

McArthur Highway, Brgy. Baliti, City of San Fernando, Pampanga 2000

(045) 455-2490 or (045) 455-5139

+63 917-169-0913

ISABELA SALES OFFICE

Olma Bldg., Purok Nieto, Maharlika Highway, Batal, Santiago City, Isabela

+63 906-712-8854

+63 917-829-1593

NUUEVA ECIIJA SALES OFFICE

Piazza Veintidos Building, Brgy. San Miguel Na Munti, Talavera, Nueva Ecija

+63 965-738-5230

NATIONAL CAPITAL REGION

MAKATI OFFICE

3/F 39 Plaza Drive, PHINMA Plaza, Rockwell Center, Makati City

(02)8870-0548, (02) 8870-0368

CAINTA ROLLFORMING

Warehouse 1B, Mercedes Business Park, Brgy. San Andres, Cainta, Rizal

+63 905-514-7156

SOUTH LUZON

MAIN PLANT AND HEAD OFFICE

Chipeco Avenue Extension, Brgy. Real, Calamba City, Laguna

(02) 8520-8822 to 23

Globe +63 917-503-3965, Smart +63 919-003-2303

QUEZON WAREHOUSE

Purok Ilang Ilang II, Brgy. Silangan Mayao, Lucena City

+63 923-839-8073

BACOLOD ROLLFORMING PLANT

Lki. 3 Bldg., Lacson Ext. St., Brgy. Singcang-Airport, Bacolod City

(034) 474-2673

+63 950-750-9615

CEBU ROLLFORMING PLANT

Pagutlan, Tayud, Consolacion, Cebu

(032) 260-4429,

(032) 260-4432

+63 949-362-9271

CENTRAL & EASTERN VISAYAS

TACLOBAN ROLLFORMING PLANT

Brgy. 82, National Highway, Marasbasras, Tacloban City

(053) 832-4247

+63 997-297-4085

WESTERN VISAYAS

BATANGAS ROLLFORMING PLANT

Brgy. Soro-Soro, Karsada, Batangas City

+63 922-366-1749

BICOL ROLLFORMING PLANT

Princeton Warehouse, San Jose, Pili, Camarines Sur

+63 951-108-0313

ILOILO ROLLFORMING PLANT

Circumferential Road, Brgy. Tacas, Jaro, Iloilo City

(033) 238-0592

+63 942-951-2521

DAVAO ROLLFORMING PLANT

Bo. Ilang, Davao City

(082) 238-0592,

(082) 238-0593

+63 922-655-6765

GENERAL SANTOS SALES OFFICE

Km 3 Bty Compound, National Highway, Brgy. Apopong, General Santos City

(083) 552-6116

+63 963-124-5496

NORTHWESTERN MINDANAO

CAGAYAN DE ORO ROLLFORMING PLANT

Cor. Malasag Road Zone 9, Cugman, Cagayan De Oro City

(088) 855-1563,

(088) 855-1684

+63 906-875-5883

ZAMBOANGA ROLLFORMING PLANT

LB Compound, Veterans Ave., Sta. Maria, Zamboanga City

(062) 992-7957/7959

+63 997-955-4339

DAVAO ROLLFORMING PLANT

Bo. Ilang, Davao City

(082) 238-0592,

(082) 238-0593

+63 922-655-6765

BUTUAN ROLLFORMING PLANT

Rizal Ave., Lam-an, Ozamis City

(088) 521-5002,

(088) 521-4998

+63 917-777-0898

SOUTH MINDANAO

GENERAL SANTOS SALES OFFICE

Km 3 Bty Compound, National Highway, Brgy. Apopong, General Santos City

(083) 552-6116

+63 963-124-5496

+63 963-124-5496